



WARRIOR GOLD

EXPERIENCE • EXPLORATION • RESULTS

Management's Discussion and Analysis

For the Year Ended March 31, 2022

WARRIOR GOLD INC.
Management's Discussion and Analysis
For the Year Ended March 31, 2022

This Management's Discussion and Analysis ("MD&A") of the financial position and results of activities is prepared as at July 28, 2022 and should be read in conjunction with the audited consolidated financial statements of Warrior Gold Inc. (formerly War Eagle Mining Company Inc.) (the "Company" or "Warrior Gold") and the notes related thereto (the "Annual Financial Statements") for the fiscal year ended March 31, 2022.

The Company's audited consolidated financial statements for the year ended March 31, 2022 have been prepared in accordance with International Financial Reporting Standards ("IFRS") as issued by the International Accounting Standards Board and interpretations of the IFRS Interpretations Committee. All dollar amounts included in this MD&A are in Canadian dollars except where noted. These documents and other information relevant to the Company's activities are available for viewing on the Company's website at www.warriorgoldinc.com or on the Company's SEDAR profile at www.sedar.com.

Forward - Looking Statements

This Management's Discussion and Analysis ("MD&A") may contain statements that may be deemed "forward-looking statements", that reflect the Company's current expectations and projections about its future results. Forward-looking statements relate to management's expectations or beliefs about future performance, events, or circumstances that include, but are not limited to, reserve or resource potential, exploration and operational activities, and events or developments that the Company expects or targets. Where used in this MD&A, words such as: "future", "plans", "scheduled", "expects", "intends", "estimates", "forecasts", "will", "may", "could", "would", and similar expressions are intended to identify forward-looking statement, which by their very nature, are not guarantees of the Company's future operational or financial performance. Although the Company believes that these statements are based on reasonable assumptions, all forward-looking statements involve known and unknown risks and uncertainties that may cause the actual performance, events, or circumstances of the Company to be materially different than anticipated. The forward-looking information in this MD&A describes the Company's expectations as of the date of this MD&A.

The Company and its operations are also subject to a large number of risks, including: the Company's liquidity and financing capability, fluctuations in gold prices, market conditions, results of current exploration activities, delays in obtaining government permits and approvals and such other risks as discussed herein and in other publicly filed disclosure documents.

When relying on the Company's forward-looking information to make decisions, investors and others should carefully consider the foregoing factors and other uncertainties and potential events. Forward-looking statements are based on management's current plans, estimates, projections, beliefs, and opinions and Warrior Gold does not undertake any commitment to update forward-looking statements should the assumptions related to these plans, estimates, projections, beliefs and opinions change, except as required by law.

Incorporation and Organization of the Company

The Company was incorporated under the laws of British Columbia on March 6, 1984. Pursuant to Articles of Amendment filed and effective September 28, 2018, the Company changed its name from War Eagle Mining Company Inc. to Warrior Gold Inc. The Company's shares trade on the TSX Venture Exchange ("TSX-V") under the symbol "WAR". The Company's head office and operating office is located at Suite 1400, 25 Adelaide Street East, Toronto, Ontario, Canada, M5C 3A1 and its registered office is located at Suite 700, 595 Burrard Street, Vancouver, British Columbia, Canada, V7X 1S8.

Warrior Gold has two wholly-owned subsidiaries, Champagne Resources Limited (formerly Andromeda Resources Inc. ("Andromeda")), an Ontario corporation and RD Minerals S.A. de C.V., a Mexican-registered company.

Company Overview

Warrior Gold is engaged in the acquisition and exploration of mineral properties, with a current focus on precious metal properties in northern Ontario, Canada. The Company's land package, comprising four properties (Goodfish-Kirana, Arnold Property, KLW and KLC as defined below), is located in Kirkland Lake, Ontario, in the Morrisette, Bernhardt, Teck and Lebel Townships within the Larder Lake Mining Division.

The Company's flagship property, Goodfish-Kirana ("Goodfish-Kirana", "Goodfish-Kirana Project" or the "Property") is located five kilometres north of the city of Kirkland Lake, Ontario and comprises 29 patented claims, with 233 operational cells, totaling 4,251.54 hectares ("Ha") (10,505.6 acres). The Property has a length of 11.5 km of which six to eight kilometres host the Kirana Deformation Zone (DZ), a significant geological structure that is known to host gold mineralization. Historical work dates back to the early 1900s when high-grade gold was first discovered at the historic mines, Goodfish and Kirkland Kirana by hand digging exploration pits and mine shafts. There are 18 historical mine shafts and pits on the Property and due to its fragmented historical land ownership, the Property has never been fully explored.

Warrior Gold is exploring the Goodfish-Kirana Project with programs designed to advance 22 exploration targets which have been identified and prioritized by the Company's geological team. To date, exploration drilling work has been focused on the A and C Zones along with property wide mapping and sampling programs, only two of the 22 exploration targets identified.

In July 2021, the Company acquired the Arnold Claims, comprised of 25 operational cells, totalling 538 Ha (1,329.4 acres) (the "Arnold Property"). The Arnold Property is hosted in the same rock package as the Upper Beaver deposit, the Blake River mafic volcanics, and is transected by a 5½ km stretch of the Mulven Lake Fault, a deep crustal feature that recent studies by MERC¹ (Mineral Exploration Research Centre, a research centre based out of Laurentian University, Sudbury, Ontario) have shown to be potentially as deep as, or a substructure of the Larder Lake Cadillac Break ("LLCB"), a 250 km long regional structure associated with many of the gold deposits in the Abitibi Gold Belt.

In August 2021, the Company entered into an option agreement with an arm's length party to acquire a 100% interest in the KL West ("KLW") and KL Central ("KLC") land packages. The KLW land package comprises 107 mining claims totaling 11,792 Ha and the KLC land package comprises eight mining claims totaling 2,302 Ha for an aggregate of 115 claims totaling 14,094 Ha. The KLW land package is contiguous to and west of the Company's Goodfish-Kirana Project and the KLC land package is contiguous to Warrior Gold's newly acquired Arnold Property which is adjacent to both Agnico Eagle's Kirkland Lake Project and New Found Gold's Lucky Strike Project. Also in August 2021, the Company staked 36 additional blocks of claims contiguous to and south of the KLC land package.

In January 2022, the Company staked claims contiguous to and within the property boundary of the KL West (KLW) ground, increasing the KLW land package to 164 mining claims totalling 12,757 Ha.

To consolidate claims within the claim boundaries of the Company's land position or when contiguous claims come open for staking, Warrior Gold continues to acquire additional claims. From March through to June, 2022, an additional 41 claims comprising 800 Ha (1,977 acres) were acquired increasing the Company's land position to 486 cell claims, and 29 patents covering 21,651 Ha (53,501 acres) broken down between each property as to:

- KL Central /Arnold - 39 mining claims for 3,588 Ha
- Goodfish-Kirana - 237 mining claims for 3,960 Ha and 29 patents 408 ha totalling 4,368 Ha
- KL West - 204 mining claims for 13,566 Ha
- KL East – 6 mining claims for 129 Ha

The Company maintains its position as the second largest landowner in the Kirkland Lake camp with a current total project area of 21,651 Ha.

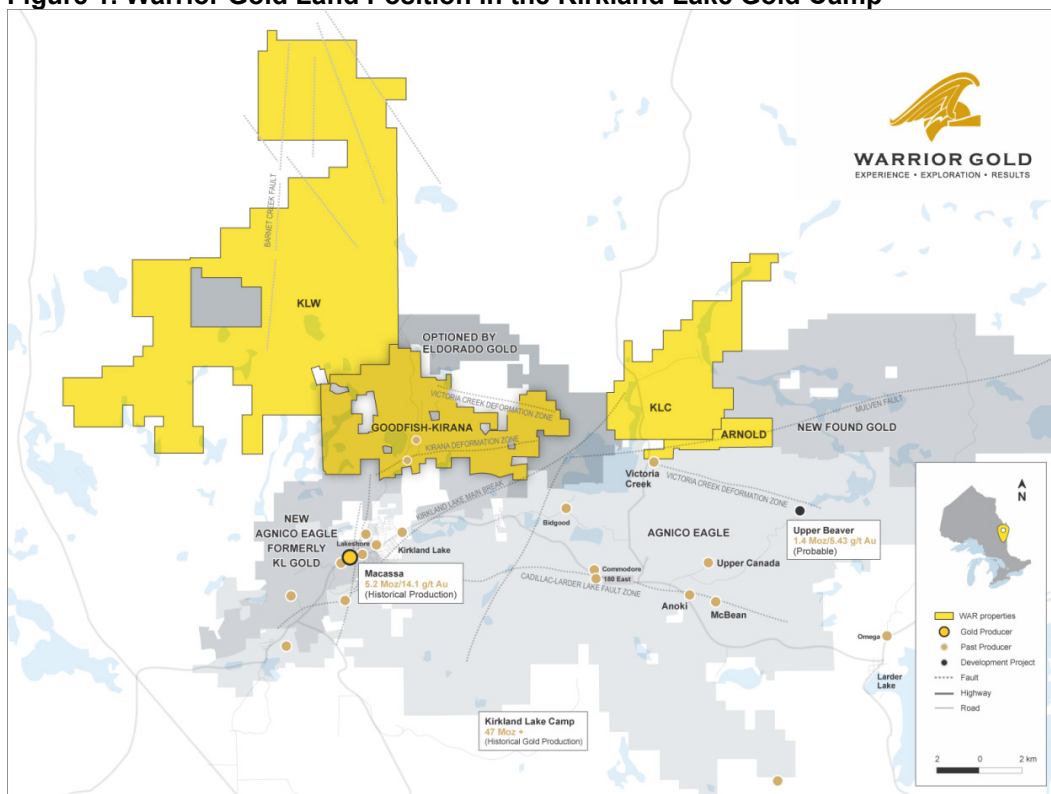
¹ <https://merc.laurentian.ca/research/activities/transectlarderlake>

WARRIOR GOLD INC.
Management's Discussion and Analysis
For the Year Ended March 31, 2022

The KLV land package is located just 10 km northwest of the town of Kirkland Lake in the heart of the Kirkland Lake gold camp which has produced in excess of 47 million ounces of gold in its 100 year history². The KLV property hosts numerous intersecting northeast and northwest trending faults and structures that cut through a variety of the volcanic-dominated Blake River Group. Felsic and mafic-ultramafic intrusive rocks are also present giving the KLV land package a variety of environments conducive to orogenic gold mineralization. Numerous pits, shafts and workings are present on the property which has seen little systematic exploration.

The KLC-Arnold land package is transected by over 12 km of the Kirkland Lake Fault, a deep crustal scale deformation zone that is intimately related to the gold deposits in the Kirkland Lake gold camp³ and that also hosts several known kimberlite bodies. The KLC-Arnold land package is proximal to the east-west trending Victoria Creek Deformation Zone which is associated with Agnico Eagle's Upper Beaver complex which hosts probable reserves of 7.99Mt at 5.43 g/t Au and 0.25% Cu for 1.4M ounces of gold and 19,980 tonnes of copper (as of December 31, 2020)⁴. The Victoria Creek gold deposit lies along the same structural trend and hosts a historical mineral resource (NI 43-101 non-compliant) of 4.9Mt at 3.43 g/t Au⁵.

Figure 1. Warrior Gold Land Position in the Kirkland Lake Gold Camp



² <https://www.agnicoeagle.com/English/exploration/exploration-projects/Kirkland-Lake-project/default.aspx>

³ https://publications.gc.ca/collections/collection_2017/rncan-nrcan/M183-2/M183-2-8245-eng.pdf

⁴ <https://www.agnicoeagle.com/English/exploration/exploration-projects/Kirkland-Lake-project/default.aspx>

⁵ <http://www.geologyontario.mndmf.gov.on.ca/mndmfiles/pub/data/imaging/OFR6131/OFR6131.pdf>, page 43

Coronavirus COVID-19

On March 11, 2020, the World Health Organization declared the outbreak of the novel coronavirus, COVID-19, a global pandemic which impacted the global economy due to restrictions on travel and mobility being imposed by numerous countries. The COVID-19 mandates have not had a significant impact on the Company's operations; however, it is not possible to predict the impact that COVID-19 will have on the Company's business, financial position and operating results in the future.

Recent Developments

On July 6, 2021, the Company announced the acquisition of the Arnold Property in the Kirkland Lake Camp. Under the terms of the purchase agreement, the Company issued 350,000 common shares of Warrior Gold to the vendors. The Vendors will retain a 1.5% Net Smelter Return ("NSR") on the property with Warrior Gold having the right to purchase two-thirds of the NSR (or 1%) for \$1,000,000.

On August 3, 2021, the Company announced that it had entered into an option agreement with an arm's length party to acquire a 100% interest in the KL West ("KLW") and KL Central ("KLC") land packages. Under the terms of the option agreement, the Company paid \$10,000 in cash and issued 1,000,000 common shares of the Company and agreed to make cash payments of \$15,000 on the first anniversary, \$20,000 on the second anniversary, and \$25,000 on the third anniversary. The option agreement is also subject to the issuance of 1,000,000 common shares upon the delivery of a Pre-Feasibility Study as defined in accordance with a National Instrument 43-101 technical report prepared by the Company and a 1.5% NSR. The Company has the right to purchase 1% of the NSR for \$1,000,000. The KLW land package comprises 107 mining claims totaling 11,792 hectares and the KLC land package comprises eight mining claims totaling 2,302 hectares for an aggregate of 115 claims totaling 14,094 hectares.

On August 16, 2021, the Company acquired via staking three additional claims that are contiguous to the recently acquired KLC land package.

On September 7, 2021, the Company closed a private placement raising \$1,446,250 in gross proceeds through the issuance of 14,875,000 units comprising 3,625,000 common share units priced at \$0.08, 5,000,000 flow-through share units priced at \$0.10, and 6,250,000 charity flow-through share units at \$0.105. Each unit comprised one common share, and in the case of the flow-through and charity flow-through units, one flow-through share, and one-half of one common share purchase warrant. Each whole warrant entitles the holder to purchase one additional common share in the capital of the Company for a period of 18 months from the date of closing of the private placement, at a purchase price of \$0.15 per common share, provided, however that if the closing price of the common shares on the TSX-V is greater than \$0.20 for 20 or more consecutive trading days, the warrants will be accelerated and will expire on the 30th business day following the date of such notice. In connection with the private placement, the Company paid finders' fees of \$26,340 in cash and issued 295,500 compensation warrants exercisable into common shares of the Company at \$0.15 for a period of 18 months from the closing of the private placement.

On September 22, 2021, the Company granted 5,320,000 options to purchase common shares of the Company to directors, officers and consultants of the Company pursuant to the Company's Stock Option Plan. Each option vests one-third immediately, one-third in six months and one-third in one year. The options are exercisable at a price of \$0.065 until September 22, 2026.

On October 15, 2021, the Company announced that the Fall 2021 diamond drill program comprising approximately 3,000 metres (planned 10 holes) had commenced on the Goodfish-Kirana Property. Further details are included below in Exploration – Fall 2021 Drill Program.

On November 17, 2021, the Company announced an exploration update and the completion of the Fall 2021 diamond drilling program - 2,839 metres (8 diamond drill holes). Further details are included below in Exploration – Fall 2021 Drill Program and Arnold, KLC and KLW Properties.

WARRIOR GOLD INC.
Management's Discussion and Analysis
For the Year Ended March 31, 2022

On December 24, 2021, the Company closed a private placement raising \$200,000 in gross proceeds through the issuance of 2,500,000 flow-through shares priced at \$0.08.

On February 16, 2022, the Company acquired via staking 57 additional claims that are contiguous to the recently acquired K LW land package.

On March 31, 2022, the Company acquired via staking 29 additional claims that are contiguous to the recently acquired K LW land package.

On May 30, 2022, the Company announced the filing of an updated technical report prepared in accordance with the National Instrument 43-101 – Standard for Disclosure of Mineral Project (“NI43-101”) in respect to the “Kirkland Lake Properties of Warrior Gold, located in Kirkland Lake, Ontario”. The Technical Report incorporates the last three years of exploration work undertaken by Warrior Gold including two prospecting and sampling programs and 13,120 metres of diamond drilling through five drilling campaigns totaling 55 drill holes on the Goodfish-Kirana claim block. The Technical Report was prepared by Mr. Michael Kilborne (P. Geo). The effective date of the Technical Report is April 15, 2022. Mr. Kilborne is an independent “Qualified Person” pursuant to NI 43101. The Technical Report has been filed on the Company’s SEDAR profile.

On June 22, 2022, the Company received noticed that recently filed assessment work report on the 2021 diamond drilling programs was approved by the Ontario Ministry’s Mining Lands Administration System and has extended the current Goodfish-Kirana and K LW land packages’ good standing from 2030 to roughly 2032.

On July 12, 2022, the Company closed a private placement with the issuance of 8,555,713 common share units for gross proceeds of \$536,900 (the “July 2022 Private Placement”). The units were issued as to 3,100,000 common share units priced at \$0.05 per unit and 5,455,713 flow-through units priced at \$0.07 per unit. Each unit comprised one common share and one-half common share purchase warrant (each whole common share purchase warrant, a “July 2022 Warrant”) of the Company. Each July 2022 Warrant entitles the holder, on exercise, to purchase one additional share of the Company (a “July 2022 Warrant Share”), at a price of \$0.10 until July 12, 2023, subject to an accelerated expiry date. If at any time following the expiry of the statutory four month hold period, the closing price of the common shares on the TSX-V is greater than \$0.20 for 20 or more consecutive trading days, the Company may give notice to the holders of July 2022 Warrants that the expiry date of the July 2022 Warrants will be accelerated and the July 2022 Warrants will expire on the 30th business day following the date of such notice. All securities issued under the private placement were subject to a four month and one day “hold period” under applicable Canadian securities legislation. In connection with the July 2022 Private Placement, the Company paid finders’ fees of \$23,800 in cash and issued 396,000 broker warrants exercisable into common shares of the Company at \$0.05 per share for a period of 12 months.

Exploration

Goodfish-Kirana Project

Warrior Gold continues to advance its 100%-owned Goodfish-Kirana Project through drilling, mapping and sampling. The Company completed the Fall 2021 (October November 2021) program to test the continuity of mineralization at greater depths and along strike from the Winter 2021 (January 2021) drill program. Two structural/geophysics-indicated drill targets east of the A Zone were planned to be tested. One target was drilled (GK21-052) but the other was not accessible and will be postponed until the next drilling campaign. Details of the drilling results are included under Fall 2021 Drill Program.

The Company drilled 600 metres in its first campaign in 2018 along the Goodfish trend (now identified as the A, B and C Zones) and along the Kirana Break to test mineralization and structures identified by field and compilation work. Drilling in 2019 focused on the A and C Zones to better define the structures and mineralization trends. Drilling in 2020 and 2021 focused primarily on the A Zone area which intersected

WARRIOR GOLD INC.
Management's Discussion and Analysis
For the Year Ended March 31, 2022

significant results along strike and to a depth of 325 metres from surface, shallow for gold deposits in the Abitibi Gold Belt. The A Zone Deformation Zone has been extended to 650 m in length and is open at depth.

Results from the Fall 2021 drill program (2,829 samples), released on February 9, 2022 indicate that the high grade mineralization at the A Zone is plunging to the northwest and remains open at depth (Figure 3). As well, the A Zone Deformation Zone was intersected in all drill holes and remains open to the east and the west. Significant results and highlights of the 2021 drill programs are provided below.

The Company continues to drill encouraging results and has intersected anomalous and high grades of gold in 88% of all the drill holes undertaken to date. Warrior intersected visible gold in GK21-050 at 419.3 m in a quartz calcite vein hosted in the mafic volcanics. This intersection assayed 72.10 g/t Au in one half of the core and 561 g/t Au in the other half over 0.50 m, the best drill core assay to date on the Goodfish.

Summary Warrior Gold Diamond Drilling Campaigns

Prospect	2018		2019		2020		2021		Total	
	Metres	Holes	Metres	Holes	Metres	Holes	Metres	Holes	Metres	Holes
A Zone	197	1	3,235	18	2,488	7	5,374	19	11,294	45
C Zone			870	5	447	2	180	1	1,497	8
Deloye			224	2					224	2
B Zone	203	2							203	2
Kirana	210	2							210	2
Other							303	1	303	1
							Total		13,731	60

Following the 2021 drill campaigns, Warrior Gold commissioned DGI Geoscience to survey the drill holes utilizing Optical Televiewer Imaging ("OTV") equipment. Oriented photographs of the drill hole walls captured structural data that is currently being interpreted (the "OTV data"). The OTV data from the January 2021 program was integral in validating and refining the current geological model of the A and C Zones and was used to plan the Fall 2021 drilling campaign. This work was completed by the Warrior Gold technical team and included input from consulting geologist Jean-Philippe (JP) Paiement of Mira Geoscience (<https://mirageoscience.com>).

Warrior Gold continues to submit samples for multi-element geochemistry to add to the understanding of the geology and alteration models. Samples are also routinely submitted for metallic screen analysis as part of our quality control program to validate the fire assay method and to identify any influence of coarse gold at the A and C Zones. Samples from the Winter 2021 drill program were submitted for analysis in May 2021. All results in the study database have been compiled with the samples from the most recent drilling program. Preliminary results from 125 samples indicate fire assay results average 5% higher than metallic screen analysis. Overall, the results show reasonable confirmation of the Fire Assay method. The Company will continue to submit gold mineralized samples for metallic screen analysis for quality control and to identify the influence of coarse gold at A and C Zones.

Significant results from 2021:

A Zone:

GK21-044: 1.12 g/t Au over 7.50 m
GK21-044: 1.20 g/t Au over 4.55 m
GK21-045: 3.74 g/t Au over 6.80 m
GK21-046: 1.10 g/t Au over 7.00 m
GK21-047: 1.30 g/t Au over 3.00 m
GK21-049: 2.93 g/t Au over 7.78 m

A Zone FW:

GK21-036: 3.85 g/t Au over 3.80 m
GK21-039: 4.52 g/t Au over 1.50 m

A Zone HW (North of A Zone, hanging wall)

GK21-049: 155.00 g/t Au over 0.75 m
GK21-050: 17.38 g/t Au over 2.25 m
including 72.10 g/t Au over 0.50 m (the other half of core for this sample assayed 561 g/t Au over 0.50 m)

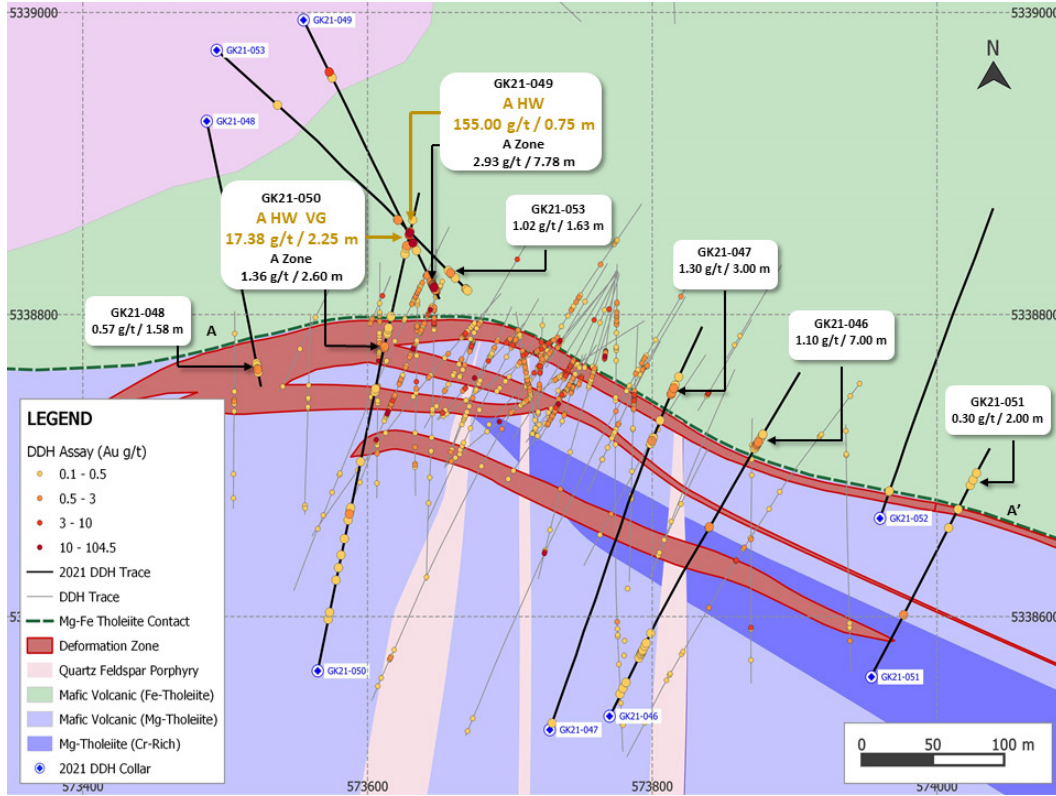
C Zone:

GK21-041: 6.68 g/t Au over 3.00 m

Fall 2021 Drill Program – Drill Hole Collar Data

Drill Hole	Zone	Northing (m)	Easting (m)	Elevation (m)	Length (m)	Azimuth (deg)	Dip (deg)
GK21-046	A Zone	5338534	573770	321	357	025°	-45°
GK21-047	A Zone	5338525	573728	321	396	020°	-46°
GK21-048	A Zone	5338928	573487	322	258	167°	-47°
GK21-049	A Zone	5338995	573555	322	396	152°	-59°
GK21-050	A Zone	5338564	573565	322	456	012°	-46.5°
GK21-051	A Zone	5338560	573954	321	237	030°	-45°
GK21-052	A Zone	5338665	573960	326	303	020°	-45°
GK21-053	A Zone	5338975	573494	328	426	130°	-59°

Figure 2. Plan view of A Zone geology with Fall 2021 Drill Hole Locations and Significant Results



WARRIOR GOLD INC.
Management's Discussion and Analysis
For the Year Ended March 31, 2022

Fall 2021 Drill Program - Summary of Results

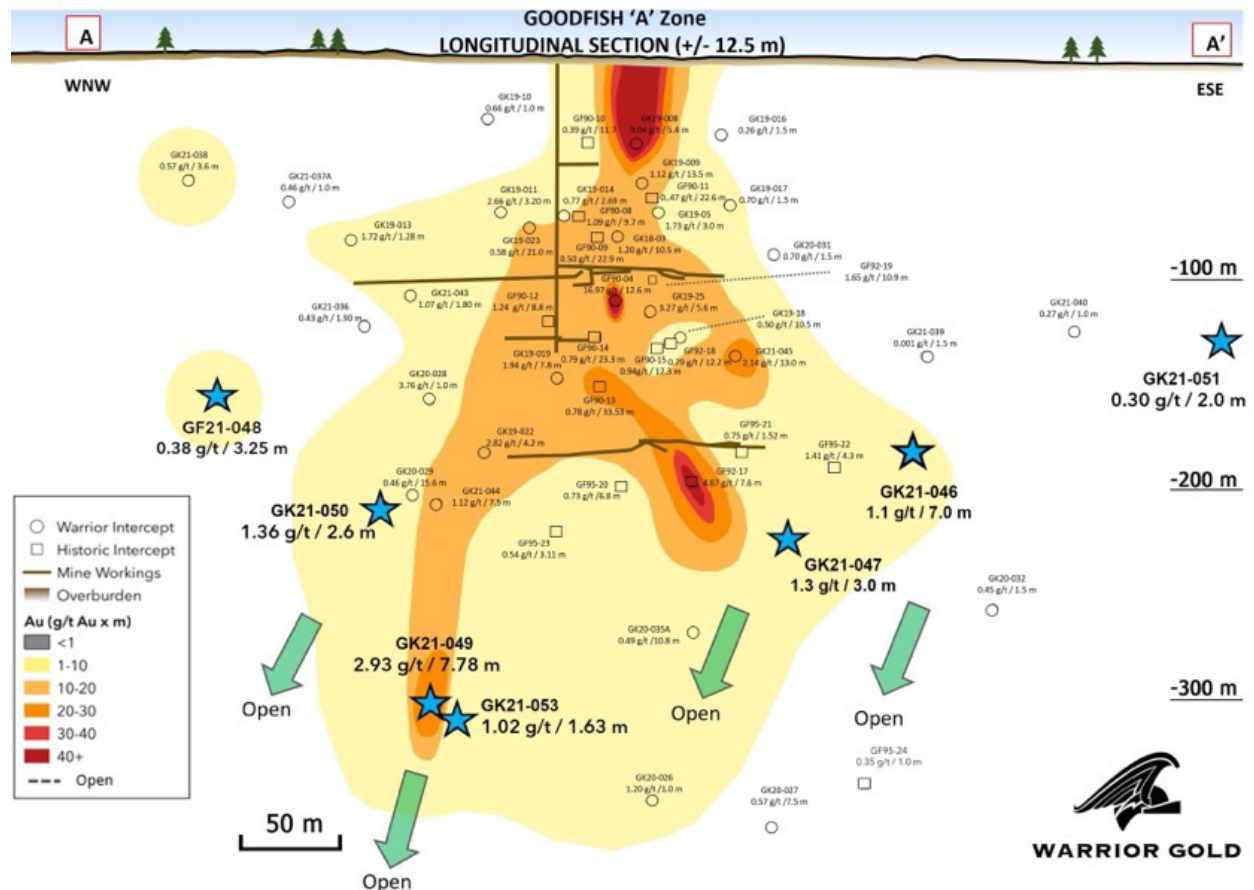
Drill Hole	Zone	From (m)	To (m)	Length (m)	Grade (Au g/t)	Vertical Depth (m)	EOH (m)
GK21-046	A Zone	280.00	287.00	7.00	1.10	200	357
GK21-047	A Zone	328.00	331.00	3.00	1.30	241	396
GK21-048	A Zone	241.00	242.58	1.58	0.57	173	258
	Including	242.28	242.58	0.30	2.16		
GK21-049	A Zone HW	319.00	319.75	0.75	155.00	270	396
	A Zone	375.95	383.73	7.78	2.93	318	
GK21-050	A Zone	310.76	313.36	2.60	1.36	225	456
	A Zone HW	418.75	421.00	2.25	17.38	301	
	Including	419.27	419.77	0.50	72.1 ⁽¹⁾		
GK21-051	A Zone	198.00	200.00	2.00	0.30	147	237
GK21-052	Exploration				NSR		303
GK21-053	A Zone	394.00	395.63	1.63	1.02	326	426
Total Metres							2,829

Note: (1) This intersection encountered VG; the other half of core assayed 561 g/t Au over 0.50 m.

The data in this table is presented as follows:

- Intervals are core length and not true width.
- Assays have not been capped.
- Abbreviations: FW = foot wall, HW= hanging wall *VG = visible gold, NSR = no significant results.

Figure 3. Longitudinal Section of the A Zone after OTV data results confirming plunge of mineralization (A – A' from plan map)



A Zone

The A Zone consists of vein-hosted gold mineralization in a shear zone that strikes 300° and dips steeply to the north. The shear zone varies from 1 m to 20 m in width and is spatially associated with the contact between Mg-tholeiitic mafic volcanic rocks to the south and a Fe-tholeiitic mafic volcanic rocks to the north. This shear zone has been intersected to a vertical depth of 375 m below surface and has a drill-defined strike length of approximately 650 m. The zone is characterized by moderate to strong deformation textures and structures with pervasive sericite ± carbonate ± silica alteration.

A Zone HW (North of A Zone, hanging wall)

On the north side of the A Zone hanging wall, gold mineralization was intersected in discrete quartz carbonate veins in the Fe-tholeiite rocks that predominate in this area. GK21-049 intersected 155.0 g/t over 0.75 m. Visible gold was observed in the quartz vein in GK21-050 and a 0.50 m segment returned assays of 72.10 g/t in one half of the core and 561.00 g/t Au from a sample of the other half of the core.

Geophysics and Structural Target 200 m NE of A Zone Area

GK21-052 was drilled to test a geophysical and structural target that is located approximately 200 m northeast of the eastern limit of the A Zone. This hole intersected 3.5 m of strong shearing and foliation with coincident sericite and carbonate alteration with quartz/carbonate veining; the assays did not return any significant gold results.

Drilling Contract, Analytical Protocol and QA/QC

The Company continues to engage SMP Drilling based in Rouyn, Quebec who in turn subcontracted the Fall 2021 drill program to Vector Drilling of Rouyn, Quebec. The drill hole diameter is NQ.

Program design, management, supervision, and Quality Control/Quality Assurance (QA/QC) were conducted by Warrior Gold's exploration group under the direction of Susan Lomas P.Ge., Principal Technical Advisor (Lions Gate Geological Consulting Inc. (LGGC)), who is a Qualified Person as defined in National Instrument 43-101, Standards of Disclosure for Mineral Projects. Standards were obtained from Analytical Solutions Ltd. The drill program Supervising Geologist was Mike Kilbourne, P.Ge. consulting geologist.

Drill core samples are cut by diamond saw at Warrior Gold's core logging and cutting facility. Field duplicate samples, blank rock samples and certified reference materials are inserted into the sample sequence at a frequency of one per 20 samples. A halved core sample is left in the core box with the other half core sent for sample analysis and either transported by Warrior Gold's personnel in securely sealed bags or picked up by ALS Limited ("ALS"). Samples are prepared at ALS's sample laboratory in Timmins, Ontario and then shipped to ALS's Vancouver facility for gold analysis by Fire Assay (50 g subsample) with atomic absorption (AA) and gravimetric finish for samples greater than 3.0 g/t Au. ALS is a certified and accredited laboratory service. ALS routinely inserts certified gold reference materials, blanks and pulp duplicates, and results of all QC samples are reported. Screen Analysis studies are undertaken on samples and re-analyzed using screen analysis method. The purpose of the screen analysis is to determine how gold is distributed in the system and whether there is a coarse gold component. This work is under the supervision of Susan Lomas, P.Ge. the Qualified Person as defined in National Instrument 43-101, Standards of Disclosure for Mineral Projects.

Arnold, KLC and KLV Properties

On November 17, 2021, the Company announced that GoldSpot Discoveries mobilized a crew to site to commence a Multi-Parameter Airborne Survey ("M-Pass") over the KLC and Arnold properties. The 780 line-kilometre triaxial magnetic and VLF high resolution survey was expected to take five days to fly. Unfortunately, weather conditions did not permit the helicopter to fly at this time.

On June 23, 2022, the Company announced that the large regional, roughly 3,400 line-kilometre triaxial magnetic, VLF and LiDAR survey across the KLV and KLC/Arnold project areas was completed by GoldSpot Discoveries Corp.'s ("GoldSpot") Geophysical Services division. The survey parameters included a flightline azimuth of 0°/180° and flight-line spacing of 50 m. Tie lines at 500-m spacing had an azimuth of 090°/270°.

This high-resolution survey utilized GoldSpot's newly developed M-PASS system, a proprietary platform that has been designed to collect the magnetic and VLF datasets, LiDAR and orthophotos -simultaneously.

The data sets collected by this survey are currently being processed. When the processed data is received, Warrior Gold will undertake a combined geophysical and structural interpretation of the data and combine this with the compilation of the geology and known mineral showings of the KLV and KLC/Arnold land packages, all of which will guide future exploration plans, including a follow-up field program.

WARRIOR GOLD INC.
Management's Discussion and Analysis
For the Year Ended March 31, 2022

Financial Discussion

Consolidated Financial Information

The following is a summary of certain selected financial information, extracted from the Annual Financial Statements.

Selected Annual and Quarterly Information

Set out below is a summary of certain selected financial information for the fiscal years ended, March 31, 2022, 2021 and 2020:

	2022	March 31 2021	2020
	\$	\$	\$
Net income (loss)	(1,468,937)	(1,445,438)	(1,472,536)
Net income (loss) per share, basic and diluted	(0.01)	(0.02)	(0.02)
Total assets	5,897,858	5,679,400	5,280,557
Total long-term debt	-	-	-
Cash dividends	-	-	-

The following is a summary of the eight most recently completed quarters:

Quarter ended	Loss for the period \$	Loss per share * \$	Total Assets \$
June 30, 2020	(168,883)	(0.00)	5,912,032
September 30, 2020	(637,830)	(0.01)	5,447,039
December 31, 2020	(268,005)	(0.00)	6,333,387
March 31, 2021	(370,720)	(0.00)	5,679,400
June 30, 2021	(219,486)	(0.00)	5,475,422
September 30, 2021	(292,448)	(0.00)	6,720,373
December 31, 2021	(576,282)	(0.01)	6,166,622
March 31, 2022	(380,721)	(0.00)	5,897,858

* Basic and fully diluted

Warrior Gold has incurred losses in each of the last eight quarters. Periods of higher losses reflect the increased level of exploration activity conducted in the period. For the periods ended December 31, 2021 and September 30, 2020, materially higher losses were associated with higher exploration expenditures incurred compared to other periods.

Results of Operations for the year ended March 31, 2022 (the "Reporting Period")

For the Reporting Period, Warrior Gold incurred a net loss of \$1,468,937 compared to \$1,445,438 for the year ended March 31, 2021 (the "Prior Period"). Significant differences in operating expenses for Reporting Period versus the Prior Period, included:

Exploration Costs – \$852,000 (2021 - \$1,180,000) – The Company initiated a summer field mapping and reconnaissance program in June 2021 and incurred expenditures in the Reporting Period on geology, assays, core sampling, ground preparations and camp costs. The Company spent \$180,000 on assays, compared to \$242,000 in the Prior Period, and \$290,000 on drilling compared to \$440,000 in the Prior Period.

WARRIOR GOLD INC.
Management's Discussion and Analysis
For the Year Ended March 31, 2022

Professional Fees - \$51,000 (2021 - \$47,000) – Professional fees increased in the Reporting Period due to higher audit fee accrual compared to the prior period.

Share-based compensation - \$239,000 (2021 - \$18,000) – In the Reporting Period, an aggregate of 5,770,000 stock options were granted to directors, officers and consultants resulting in higher share-based compensation expense of \$239,000. In the Prior Period, the Company granted 400,000 stock options to directors, officers and consultants.

Other income - \$182,000 (2021 - \$304,000) – In the Reporting Period, the Company recognized settlement of lower flow-through unit premium liabilities due to lower qualifying expenditures incurred compared to the Prior Period.

Changes in Financial Position

Changes in the Company's financial position since March 31, 2021 relate primarily to the use of cash to fund the Company's exploration program and for general and administrative expenses relating to the operations of the Company.

Liquidity and Capital Resources

At March 31, 2022, Warrior Gold had working capital of \$255,879 (March 31, 2021 - \$189,906). The Company completed three non-brokered private placement financings raising \$1,446,250 in September 2021, \$200,000 in December 2021 and \$536,900 in July 2022; however, additional capital will be required to meet the Company's ongoing corporate costs and to undertake the Company's exploration program planned for 2022.

Warrior Gold has a history of losses and the Company's ability to continue as a going concern is highly dependent on its ability to obtain necessary financing to fund exploration and general and administrative expenses, the discovery of economically recoverable mineral reserves, confirmation of the Company's interest in the underlying mineral claims, and future profitable production or proceeds from the sale of the Property. Warrior Gold has been successful with equity raisings in the past but there is no assurance of its success in the future.

Outstanding Share Capital

The Company is authorized to issue an unlimited number of common shares. As of the date of this MD&A, the Company has 119,099,149 common shares, 12,406,856 warrants and 8,570,000 options issued and outstanding.

Related-Party Transactions

The following table outlines all transactions with related parties:

Payee	Related Party	Nature of Transaction	March 31, 2022 \$	March 31, 2021 \$
Rubye Gold Exploration Services Inc.	Danièle Spethmann, CEO, Director	Fees	-	135,000
Danièle Spethmann	CEO, Director	Fees and share-based compensation	275,278	48,400
Tom Neelands	Former Chief Geologist, Consultant	Share-based compensation	11,330	-
Koios Corporate Financial Services Ltd.	Salil Dhaumya, CFO	Fees	48,000	52,000
Salil Dhaumya	CFO	Share-based compensation	14,965	-
Gary Nassif	Director	Share-based compensation	25,654	-
Steve Burleton	Director	Share-based compensation	25,654	13,800
Peter Winnell	Director	Share-based compensation	34,205	-

As at March 31, 2022, \$58,892 (March 31, 2021 - \$98,125) was due to related parties, which amount is included in accounts payable and accrued liabilities.

Related-party balances bear no interest and are unsecured. Transactions with related parties are in the normal course of business and are measured at the exchange amount, which is the amount of consideration established and agreed to by the related parties.

Financial Instruments and Other Instruments

Fair Value

The Company's financial instruments include cash, receivables, and accounts payable and accrued liabilities. Fair value amounts disclosed in these Annual Financial Statements represent the Company's estimate of the price at which a financial instrument could be exchanged in a market in an arm's length transaction between knowledgeable, willing parties who are under no compulsion to act. These estimates may change in subsequent reporting periods due to market conditions or other factors.

A fair value hierarchy is used to categorize the inputs used to measure fair value. Financial instruments measured at fair value are classified into one of three levels in the fair value hierarchy according to the relative reliability of the inputs used to estimate the fair values. The three levels of the fair value hierarchy are as follows:

- Level 1 includes financial assets and liabilities that are measured in whole or in significant part by reference to published quotes in an active market at the measurement date. A financial instrument is regarded as quoted in an active market if quoted prices are readily and regularly available from an exchange, dealer, broker, industry group, pricing service or regulatory agency and those prices represent actual and regularly occurring market transactions on an arm's length basis.

WARRIOR GOLD INC.
Management's Discussion and Analysis
For the Year Ended March 31, 2022

- Level 2 includes financial assets and liabilities using valuation techniques based on assumptions that are supported by prices from observable current market transactions. The Company has no assets or liabilities in this category.
- Level 3 includes financial assets and liabilities measured using valuation techniques based on nonmarket observable inputs. This means that fair values are determined in whole or in part using a valuation model based on assumptions that are neither supported by prices from observable current market transactions in the same instrument nor are they based on available market data. The Company has no assets or liabilities in this category.

The carrying value of cash, receivables and accounts payable and accrued liabilities approximate their fair value due to the short-term nature and limited credit risk of these assets and liabilities.

Financial Instruments Risk Management

The Company has exposure to credit, liquidity and market risks from its use of financial instruments. This note provides information about the Company's exposure to each of these risks, and the Company's objectives, policies and processes for measuring and managing such risks. The board of directors has overall responsibility for the establishment and oversight of the Company's risk management framework.

Market Risk

The Company's profitability and long-term viability will depend, in large part, on the market price of base metals. The market prices for metals can be volatile and are affected by numerous factors beyond the Company's control, including: global or regional consumption patterns; the supply of, and demand for, these metals; speculative activities; the availability and costs of metal substitutes; expectations for inflation; and political and economic conditions, including interest rates and currency values. The Company cannot predict the effect of these factors on metal prices.

The market price of these minerals and metals may not remain at current levels. In particular, an increase in worldwide supply and consequent downward pressure on prices may result over the longer term from increased base metal production from mines developed or expanded as a result of current metal price levels.

Foreign Currency Exchange Rate Risk

The Company's exposure to foreign currency fluctuations is negligible from the cash on hand denominated in US dollars. There are no exchange rate contracts in place. A 10% change in the US dollar will have an immaterial effect on profit/loss.

Interest Rate Risk

Interest rate risk is the risk that the fair value or future cash flows of a financial instrument will fluctuate because of changes in market interest rates. The Company is not exposed to interest rate risk as it does not hold any funds in interest bearing accounts.

Liquidity Risk

Liquidity risk is the risk that the Company will encounter difficulty in paying obligations as they come due. The Company's financial liabilities consist of accounts payable and accrued liabilities. Accounts payable consist of invoices payable to trade suppliers for capital expenditures, field operating activities, and general corporate expenses. Substantially, all of the Company's financial liabilities have contractual maturities of less than 90 days and are subject to normal trade terms.

WARRIOR GOLD INC.
Management's Discussion and Analysis
For the Year Ended March 31, 2022

As at March 31, 2022, the Company has working capital of \$255,879. Additional capital will be required to meet the Company's ongoing corporate costs and to undertake the Company's exploration program planned for 2022.

Credit Risk

Credit risk is the risk of loss associated with a counterparty's inability to fulfil its payment obligations. Financial instruments that potentially subject the Company to a significant concentration of credit risk consist primarily of accounts receivables.

Off-Balance Sheet Arrangements

The Company has no off-balance sheet arrangements contemplated at this time.

Proposed Transactions

From time to time, similar to other mineral exploration enterprises, the Company may evaluate, acquire or dispose of property assets, or form business relationships such as joint ventures, as determined by Management, based on exploration results, opportunities, the competitive nature of the business, and capital availability. No such transaction is pending at this time.

Other Risks and Uncertainties

The success of Warrior Gold's business is subject to a number of factors including, but not limited to, those risks normally encountered by junior resource exploration companies such as exploration uncertainty, operating hazards, more onerous environmental regulation, competition with companies having greater resources, fluctuations in the price and demand for minerals, fluctuations in exchange rates and lack of operating cash flow.

Warrior Gold is exposed to a number of risks, including, but not limited to:

- Warrior Gold has limited cash resources and there can be no assurance that the Company will be able to raise sufficient cash to develop or joint venture its properties;
- Warrior Gold continues to seek complementary joint venture opportunities for its Goodfish-Kirana Project and will require additional financing to fund its plans and any possible transactions;
- Warrior Gold has a history of operating losses and the Company expects to incur significant operating losses for the foreseeable future;
- Warrior Gold's success is dependent on future exploration work results and mineral prices;
- In order to develop its mineral properties, the Company requires experienced senior management, personnel and consultants and is substantially dependent upon the services of a few key individuals for the successful operation of its business;
- The development of an exploration project is subject to extensive laws and regulations by various government agencies and First Nations engagement that take time and which may make exploration and advanced exploration work more challenging; and
- On March 11, 2020, the World Health Organization declared the outbreak of the novel coronavirus, COVID-19, a global pandemic which impacted the global economy due to restrictions on travel and mobility being imposed by numerous countries. The COVID-19 mandates have not had a significant impact on the Company's operations; however, it is not possible to predict the impact that COVID-19 will have on the Company's business, financial position and operating results in the future; and

WARRIOR GOLD INC.

Management's Discussion and Analysis

For the Year Ended March 31, 2022

- The business financial condition and results of operations may be further negatively affected by economic and other consequences from Russia's military action against Ukraine and the sanctions imposed in response to that action in late February 2022. While the Company expects any direct impacts, of the pandemic and the war in the Ukraine, to the business to be limited, the indirect impacts on the economy and on the mining industry and other industries in general could negatively affect the business and may make it more difficult for it to raise equity or debt financing. There can be no assurance that the Company will not be impacted by adverse consequences that may be brought about on its business, results of operations, financial position and cash flows in the future.